

33RD EUROPEAN VETERINARY DENTAL FORUM

7-9 MAY 2026 PORTO PORTUGAL

PROGRAMME



www.evdf.org



Welcome to the 33rd EVDF Forum

On behalf of the European Veterinary Dental Foundation (EVDF) and the European Veterinary Dental College (EVDC), we are delighted to welcome you to the 2026 European Veterinary Dental Forum in Porto. Following the transition from the European Veterinary Dental Society (EVDS) to the EVDF, we continue to build on a longstanding commitment to supporting education, fostering collaboration, and advancing the field of veterinary dentistry. This evolution reflects not only continuity, but also a strengthened ambition and a closer alignment between the EVDF and the EVDC. This Forum is a clear expression of that enhanced collaboration. The Foundation and the College are working increasingly closely together, combining their respective strengths to further develop high-quality education, scientific exchange, and clinical excellence within our profession. We would like to express our sincere appreciation to all those who have contributed to this year's meeting. In particular, we thank the local organising committee for their dedication and meticulous preparation in delivering this event. We are confident that, alongside an excellent scientific programme, you will enjoy the unique atmosphere, culture, and hospitality that Porto has to offer. This Forum highlights what can be achieved through constructive collaboration. With the continued support of our partners and sponsors, we are able to offer high-quality lectures, excellent wet lab opportunities, and a platform for meaningful academic exchange. Together, we continue to strengthen our discipline and support its future development. We encourage you to take full advantage of the lectures, discussions, and networking opportunities over the coming days. Whether you are here to develop new skills, share expertise, or reconnect with colleagues, we hope you will find this meeting both inspiring and rewarding. Thank you for being part of EVDF 2026. With kind regards,

Rachel Perry

BSc, BVM&S, MANZCVS, PGCert(VetEd), FHEA, Dipl.EVDC, MRCVS
President, European Veterinary Dental College



Yves Debosschere

President, European Veterinary Dental Foundation



Welcome to Porto

We are delighted to welcome all participants to the 33rd European Veterinary Dental Forum (EVDF 2026), taking place in the vibrant and captivating city of Porto, Portugal, from 7 to 9 May 2026. Hosting this edition in Portugal, a country renowned for its warmth, hospitality and rich culture, is both an honour and a joy.

Porto, a UNESCO World Heritage Site, is situated along the Douro River. From the timeless charm of the Ribeira district to the legendary port wine cellars that have shaped centuries of tradition, the city is a living tapestry of history, colours and stories. Against this backdrop, EVDF 2026 presents a programme that reflects the richness and vitality of veterinary dentistry. Lectures, wetlabs, and moments of exchange will create a space where knowledge flows as naturally, connecting colleagues, ideas, and new possibilities.

We would like to express our heartfelt gratitude to EVDF, EVDC, our institutional partners ICBAS-UP and UTAD, Partners in Congress Organisation, and all the participants whose passion and commitment breathe life into this forum year after year. We hope that EVDF 2026 will be an enriching scientific experience for all, and that your days in Porto will be filled with unforgettable memories that you will carry with you long after the river's glow fades into the Atlantic.

João Requicha

Carlos Viegas

Jorge Rui Ribeiro

André Costa





Committees

EVDF BOARD



Yves Debosschere
President



Pete Haseler
Member at Large



Ingeling Bull
President Elect



Carla Manso
Member at Large



Ana Rejec Jencek
Past President



Marnix Lamberts
Congress Manager



Elena-Carmen Nenciulescu
Secretary



Andrew Perry
EVDC representative



James Haseler
Treasurer



Henry Tremaine
EVDC representative

EVDC BOARD



Rachel Perry
President



Aurora Mateo Roman
Member at Large 1



Loic Legendre
President Elect



Philippe Hennet
Member at Large 2



Henry Tremaine
Past President



Sam Hole
Equine Representative



Andrew Perry
Secretary



Neil Townsend
Equine secretary



Jose Almansa Ruiz
Treasurer

SCIENTIFIC PROGRAMME COMMITTEE

EVDF small animal section

Ana Rejec Jencek | Slovenia
Henriette Booij-Vrieling | Netherlands
Andrew Perry | United Kingdom
Alix Freeman | United Kingdom
Lisa Mestrinho | Portugal
Ingeling Bull | Norway

EVDF equine section

Denis Verwilghen | Australia
Henry Tremaine | United Kingdom
Elke Pollaris | Belgium

EVDF nurse programme small animal

Elena-Carmen Nenciulescu | Romania
Lisa Mestrinho | Portugal

EVDC study days equine section

Denis Verwilghen | Australia

EVDC study days small animal


Lisa Mestrinho | Portugal

CONGRESS COMMITTEE

Yves Debosschere | EVDF President
Rachel Perry | EVDC President
Marnix Lamberts | Congress Manager

LOCAL ORGANISING COMMITTEE

João Requicha
Carlos Viegas
Jorge Rui Ribeiro
André Costa



Sponsors

DIAMOND



Transforming Lives
FOUNDING PARTNER

IM3® | THE GLOBAL NAME IN
VETERINARY DENTISTRY

GOLD



MARS
Petcare

*A Better
World For Pets*

SILVER



HORSE DENTAL
EQUIPMENT

PERIOVIVE™



BRONZE



Petosan
World leader in pet dental care



EXHIBITOR



PAGES

OTHER



Practical information

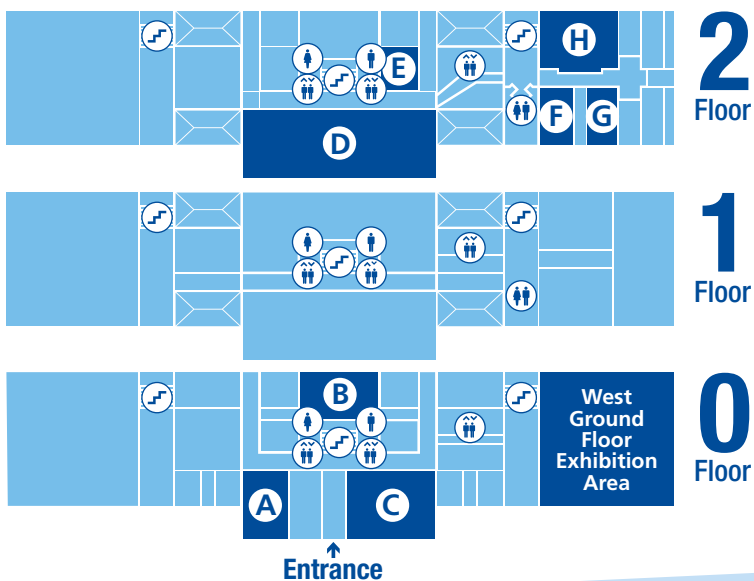
CONGRESS VENUE | Alfândega do Porto Congress Centre

Rua nova da Alfândega, Edifício da Alfândega, 4050-430 Porto

Hosting you in the heart of Porto, the congress will take place in the Museum of Transport and Communication. The building is located in the historic centre of the city, along the bank of the Douro River. The three-story building, comprises a rectangular plan, divided into four articulated-wings, covered in differentiated tile. The principal facade is oriented to the south, corresponding to the wharf's customshouse.

The following sessions rooms will be used:

- A** Abstracts, Exotics, Comparative lens stream | **Alfândega Auditorium Floor 0**
- B** Farewell drink | **Noble Hall Floor 0**
- C** Equine stream | **Despachantes Hall Floor 0**
- D** Intermediate/advanced | **Archive Hall Floor 2**
- E** Speaker centre | **Ribeira Hall Floor 2**
- F** Small Animal Nurse Stream | **D. Maria Hall Floor 2**
- G** Interactive session | **D. Luis Hall Floor 2**
- H** Core | **Infante Hall Floor 2**



REGISTRATION DESK | The registration area in the congress centre will be open for registration:

Thursday 7 May: 18.00 - 20.00 hrs.

Friday 8 May: 08.00 - 17.00 hrs.

Saturday 9 May: 08.00 - 16.30 hrs.

The registration fee includes:

- Admission to all scientific sessions
- Admission to the exhibition area and poster area
- Daily lunch & daily coffee breaks
- Final Programme
- Digital proceedings book
- Welcome Reception
- Access to the on-demand lectures, available after the congress
- Access to the App

CONGRESS APP | You should have received a separate email with your personal log-in details, instructions on how to download the congress app. Come to the registration desk, if you did not received the email.

WI-FI | WIFI is accessible for all delegates:

Network name: **EVDF2026**, Password: **EVDF2026**

BADGES | For security reasons, badges must be worn throughout the Forum. Be careful not to lose your badge, as the committee cannot be responsible for lost badges, tickets or other valuable items. Entrance to lecture halls, poster and exhibition area will not be allowed to any person without a badge.

CATERING | Breaks and lunches will take place in the Exhibition area.

CERTIFICATE OF ATTENDANCE | All participants will receive a digital certificate of attendance by email after the congress.

ANYTHING LOST? | Please go to the registration desk.

LANGUAGE | Official language of the congress is English.

CURRENCY | The official currency at the congress is Euros. Cheques, cash and foreign currency are not accepted.

Social Programme

WELCOME RECEPTION

Thursday 7 May: 18.30-20.00

Alfândega do Porto Congress Centre | West Ground Floor

The welcome reception will take place in the exhibition area, the West Ground Floor. The registration desk is also open, so take the opportunity to pick-up your materials and have a drink and chat with your colleagues afterwards!



GALA DINNER



FOUNDING PARTNER

Friday 8 May: 19.30-01.00 | Palácio da Bolsa

Palácio da Bolsa, R. de Ferreira Borges, 4050-253 Porto, Portugal

Palácio da Bolsa is on walking distance (10 min.) from the congress centre.

The Gala dinner will take place in one of the beautiful venues Porto offers at Palácio da Bolsa (Stock Exchange Palace) in the historical centre of the city and is currently the headquarters of Porto's Commercial Association. This neoclassical National Monument is classified as World Heritage Site by UNESCO.

FAREWELL DRINK

Saturday 9 May: 18.15-19.00

Alfândega do Porto Congress Centre | Noble Hall

In the Noble Hall, a last drink to say goodbye to everyone!



Programme Friday 8 May 2026

Stream	Small animal dentistry		Equine dentistry	Small animal dentistry
	Core	Intermediate/ advanced		
Room	Infante Hall	Archive Hall	Despachantes Hall	Alfândega Auditorium
Topic	Anatomy and embryology	Inflammatory diseases	Imaging	A comparative lens into TMJ disorders
09.00-09.45	Embryological development of the tooth... It's important (honestly!) Andrew Perry 30 min	The Inflammation Game: Decoding Feline Oral Inflammation Alice Sievers 45 min	Use of CT in the identification of equine cheek tooth disease- Jonathon Dixon 30 min	Update on TMJ diagnostics (PET/CT, arthroscopy, MR etc.) 30 min Comparative approaches to arthritis 30 min Management of TMJ fractures 40 min Q&A 10-15 min Boaz Arzi & Eric Granquist
	Embryology and developmental anatomy of congenital cleft palate formation in dogs Péter Bogár 15 min		When and how to use CT- the dentists perspective Henry Tremaine 20 min	
09.45-09.50	Change room	Review of the dynamic role of the oral microbiome in health and disease Lucy Holcombe 25 min Immune Related Inflammatory Oral Disease In The Canine Barden Greenfield 45 min	CT dental case interpretation and case management examples Astrid Bienert Zeit 25 min	
09.50-10.20	Vascular anatomy for the oral surgeon Andrew Perry 30 min			
10.00-10.25	Change room		Imaging for endodontics Manfred Stoll 20 min	
10.25-10.55	Clinical cases on anatomy, complications, flaps Andrew Perry 30 min			
10.55-11.40	COFFEE BREAK			

Programme Friday 8 May 2026

Stream	Small animal dentistry		Equine dentistry	Small animal dentistry
	Core	Intermediate/ advanced		
Room	Infante Hall	Archive Hall	Despachantes Hall	Alfândega Auditorium
Topic	Anatomy and embriology	Inflammatory diseases	Abstracts	A comparative lens into TMJ disorders
11.40-12.10	Alternative intubation techniques for oromaxillofacial surgery in dogs and cats Elias Wolfs 30 min	Puppy Mandibular Diseases (Compare and contrast) Jennifer Mathis 30 min	Radiographic identification and description of the equine middle conchal sinus (mcs): implications for diagnosing mcs sinusitis Denis Verwilghen 15 min Intraoral X-Rays of the maxillary region , as an aid to determination of age in Purebred Spanish young horses (PRE) Carla Manso 15 min Q&A - 5 min	Progress in management of TMJ ankylosis 30 min Boaz Arzi & Eric Granquist
12.10-12.15	Change room			
12.15-13.00	Key note lecture Archive Hall From Bench to Clinic and Beyond: Animal Models as the Cornerstone for Translational Advances in Endodontics and Veterinary Dentistry Paulo Jorge Palma DMD; MSc PhD Professor of Endodontics (Assistant) at University of Coimbra			
13.00-13.15	Presentation Archive Hall 34 th European Veterinary Dental Forum presentation Edinburgh			
13.15-14.30	LUNCH			
13.45-14.30	EVDF AGM Despachantes Hall			
Topic	Fractures	Periodontology	Complications I	Exotics
14.30-15.00	Clinical and diagnostic imaging outcomes of mandibular fractures in 109 cats Janny Evenhuis 30 min	Grafting the future: Saving More Teeth in Practice Jennifer Mathis 30 min	Owner informed consent in equine dentistry Matthias Jehle 20 min Mortality and Morbidity rounds and follow up in my practice- why? Denis Verwilghen 20 min	Challenges and Solutions for Harmonizing Dental and Anaesthesia Teamwork in the Zoo Setting: Our Experiences During a Series of Dental Procedures Performed on Large Felids Olga Tretter & Alexandra Biácsi 30 min
15.00-15.05	Change room			
15.05-15.50	Non-Invasive Repair Methods for Oral Fractures in Dogs Mark Smith 45 min	Emdogain: A Magical Periodontal Regeneration Agent or an Overrated Solution? Daehyun Kwon 45 min	Will it be easy or hard to extract Travis Henry 30 min Retrieving or leaving fragments? Astrid Bienert-Zeit 15 min	Treating the weird, the wild, and the wonderful - an ethical minefield? Romain Pizzi 45 min
15.50-16.25	COFFEE BREAK			

Stream	Small animal dentistry		Equine dentistry	Small animal dentistry
	Core	Intermediate/ advanced		
Room	Infante Hall	Archive Hall	Despachantes Hall	Alfândega Auditorium
Topic	Trauma	Teaching	Complications II	Exotics
16.25-17.10	Management of Acute Oral Trauma of Hard and Soft Tissue Ira Luskin 45 min	The Changing Face of Training: The Role of the Non-Cadaveric Model Kirsten Hailstone 30 min	Anticipating and management of post extraction complications Travis Henry 20 min	Apexification in a Mandibular Canine Tooth of a Hyena Following Failed Endodontic Therapy Jamie Berning 15 min
		Use of Augmented Reality and Virtual Reality in Veterinary Dental Radiology Mirko Radice 40 min	The horse has not been eating since dental treatment- Causes, possible consequences, therapeutic options, and forensics Frank Schellenberger 25 min	Porcine: Surgical extraction of the mandibular tusk Edward Taylor Earley 30 min
17.10-17.15	Change room		Change room	
17.15-18.00	Management of Dentoalveolar Trauma: Classification and Clinical Decision-Making Michael Balke 45 min	Financial Impact of Providing New Veterinary Graduates with Veterinary Dental Education Jessica Johnson 25 min	Abstracts	Porcine Dentistry: Management of mandibular osteomyelitis secondary to tusk infection Edward Taylor Earley 30 min
			Behavioural indicators of oral pain in horses: Towards the development of an equine dental ethogram Amelia Sidwell 15 min	
			Non-erupted supernumeric incisor as a cause of headshaking (case report) Ákos Tibor Hevesi 15 min	
19.30-01.00	GALA DINNER Palácio da Bolsa		Equine case report: Zygomatic arch resection and coronoidectomy in a 2-year-old Thoroughbred filly Edward Taylor Earley 15 min	Tusks Removal in a Two-Year-Old Walrus Loic Legendre 15 min

Programme Saturday 9 May 2026

Stream	Small animal dentistry		Equine dentistry	Small animal dentistry
	Core	Intermediate/ advanced		
Room	Infante Hall	Archive Hall	Despachantes Hall	Alfândega Auditorium
Topic	Oral surgery	Oral and Maxillofacial Oncologic Surgery	Sinus	Abstracts
09.00-09.45	Using the WSAVA Dental Guidelines to improve your practice Brook Niemiec 45 min	Surgical Margin Determination & Management of the Lymph Node for Oral Tumors Stephanie Goldschmidt 40 min	A Review of Nasal Cavity Disorders Associated with Equine Sinus Disease Paddy Dixon 30 min	Comparison of Two Techniques for the Removal of Displaced Root Fragments from the Mandibular Canal in Canine Cadavers Michael Balke 15 min
09.45-09.50			Advantages of Piezoelectric Instrumentation & Targeted Neoadjuvant Therapies Santiago Peralta 40 min	Sinus Pathobiology Hubert Simhofer 30 min
09.50-10.35	Oronasal Fistula Repair – Don't Make It Difficult! Kevin Stepaniuk 45 min	A modified full-thickness labial/buccal rotational flap reconstruction technique following bilateral rostral maxillectomy and nasal planectomy for resection of maxillary tumors: Technique and results in three dogs José Almansa Ruiz 15 min	Differentiating varying sinus pathologies on advanced imaging Jonathon Dixon 30 min	Early Experience Using Dual 18F-NaF/18F-FDG PET/CT as a Diagnosis Tool for Pain of Unknown Origin in the Oral and Maxillofacial Region of Dogs Boaz Arzi 15 min
	Ensuring Aseptic Standards in Veterinary Dentistry: Key Considerations and Future Directions Ana Nemeč 25 min		Optimizing surgical approaches to the sinuses Hubert Simhofer 25 min	Prevalence of incidental dental disease in rabbits undergoing CT scan for non-dentistry presentations: a retrospective study Crina Dragu 15 min
				Analysis of the relation between shedding incisor teeth and the age of pups among different dog breeds Henriëtte Booij-Vrieling 15 min
				Long term outcome of refractory cases of feline chronic gingivostomatitis treated with oromucosal application of recombinant feline interferon omega (rFeIFN- ω), preliminary results of a retrospective study from 2010 to 2024 Perrine Catelain 15 min
				Change room

10.35-10.40	Change room			
10.40-10.55		Orbitozygomaticomaxillary Excision with Exenteration in a Four-Month-Old Dog to Treat Primary Squamous Cell Carcinoma: Two-Year Follow-Up Michael Balke 15 min		EVDF 2027 Edinburgh: What we're looking for - Presentation of topics for abstract submission
10.55-11.40	COFFEE BREAK			
11.40-12.10	Mandibular Fracture Subsequent to Canine Tooth extraction in Cats: minimizing risks and maximizing success Elizabeth Schilling 30 min	Panel discussion: Advancing Oral and Maxillofacial Oncologic Surgery Stephanie Goldschmidt, Santiago Peralta, Mihai Guzu, Annabel McFadzean	Transnasal Sinus Endoscopy (TSE)- Technique and Landmarks Hubert Simhofer 20 min Flushing the Sinus - what with Denis Verwilghen 15 min	Quantitative Light-Induced Fluorescence objective scoring system for plaque and calculus in dental trials in dogs Colin Harvey 30 min
12.10-12.15	Change room		Transnasal Sinus Endoscopy in Equine Sinonasal Disease: A Retrospective Clinical Evaluation? Wouter Demey 15 min	Change room
12.15-13.00	Extraction Complications- Oops, I did it again! Heidi Lobprise 45 min		Diode Laser Fenestration of the Dorsal Concha for Developmental Sinonasal Obstruction in a One-year-old Miniature Shetland Pony: A Case Report Patricia Trummer-Schug 15 min	Effect of a buried knot in the healing process of dental extraction sites: a prospective study in cats Jerzy Gawor 15 min Periodontal attachment surface area in dogs Jerzy Gawor 15 min
			Treatment of a horse with chronic empyema of the dorsal conchal bulla using a minimally invasive, extra-nasal surgical approach guided by computed tomography. David Seymour 15 min	The use of bio-absorbable regenerative matrix and the preliminary results of a study looking into the use of the new micro version of the bio-absorbable regenerative matrix in periodontitis in dogs Paul Theuns & Daniëlle Kirbus-Beekman 15 min
13.00-14.30	LUNCH			

Programme Saturday 9 May 2026

Stream	Small animal dentistry		Equine dentistry	Small animal dentistry
	Core	Intermediate/ advanced		
Room	Infante Hall	Archive Hall	Despachantes Hall	Alfândega Auditorium
Topic	Periodontology	Endodontics	Odontoplasty	Abstracts
14.30-15.00	How the Microbiome of the Oral Cavity Changes in Dogs and Cats During an Inflammatory Process Ivan Nikolaevich Makarov 30 min	Single-Access Endodontic Treatment of the Maxillary Carnassial Tooth in Dogs: A Conservative Technique Based on Clinical Experience and Modern Materials Philippe Roux 25 min	The history of odontoplasty and what evidence is available for current practice Neil Townsend 30 min	Autologous Conditioned Serum (ACS) as Adjunctive Therapy for Post-Extraction Wound Healing in Dogs Laura Šakarnytė 15 min
		CBCT Evaluation of an Ultrasonic-Assisted Root Canal Protocol in Canine Teeth: A 57-Case Series (2012–2024) Claudia Moores & Nicolas Girard 30 min		Incidence of wound healing complications after tooth extractions in dogs Luka Šparaš 15 min
15.00-15.05	Change room			Change room
15.05-15.00	Practical Periodontal Treatment Heidi Lobprise 45 min		Linking occlusal dynamics to orodental pathologies in the equine stomatognathic system Bettina Hartl 15 min	Biomechanical evaluation of two plating systems for fixation of mandibular condylar process fractures in dogs demonstrates sustainability under bite forces Janny Evenhuis 15 min
		Apicoectomy indications and procedure Brian Hewitt 25 min	Panel Discussion on odontoplasty Neil Townsend, Paddy Dixon & Travis Henry 20 min	Vital Pulpotomy in Cats: A Retrospective, Multicenter Study- Preliminary Findings Martin Hamilton 15 min
			Use of an axial pattern rotational flap to repair a non-healing head wound in a horse Elizabeth Schilling 15 min	Vital Pulp Therapy in Cats: A Case Series and Clinical Outcomes Ingrid Tundo 15 min
15.50-16.25	COFFEE BREAK			

Stream	Small animal dentistry		Equine dentistry	Small animal dentistry
	Core	Intermediate/ advanced		
Room	Infante Hall	Archive Hall	Despachantes Hall	Alfândega Auditorium
Topic	Anaesthesia and pain management	Restoration and prosthodontics	Oral pathology	Abstracts
16.25-17.10	Faster, Longer, Better- Regional Anesthetic Secrets for Comfortable Patients Christopher Snyder 45 min	Dentin Bonding- It is not for every one! Alice Sievers 45 min	Non-dental oral pathology in horses Paddy Dixon 20 min	Outcomes of congenital secondary cleft palate repair using the overlapping flap technique with or without prior selective tooth extraction in dogs Péter Bogár 15 min
			Dealing with oral trauma Tim Barnett 25 min	Defining the somatic mutational spectrum of canine oral squamous cell carcinoma Santiago Peralta 15 min Cannabinoid Receptors CB1, CB2 and Orphan Receptor GPR55 in Canine Amelanotic Oral Melanomas: A Spontaneous Model to Explore Translational Targets in Immuno-Oncology Karla Raquel de Sousa Pinto 15 min
17.10-17.15	Change room			
17.15-18.00		Prosthodontic Crowns for Canine Teeth: Why I Rec-ommend Them and an Introduction to Feather Margin Preparation Erin Ribka, Scott Alexander 45 min	Non dental causes of dysmastication John Mark O'leary 20 min	Medication Related Osteonecrosis of the Jaw (MRONJ) in Cats Suzanna Hatunen 15 min
			Recognition and management of oral and dental neoplasia Paddy Dixon 25 min	Self-Inflicted Lingual Trauma Following Inferior Alveolar Nerve Block in Dogs: A Multicenter Case Series Maria Valentina Carrozzo 15 min
18.15-19.00	FAREWELL DRINK Noble Hall			

Programme Friday 8 May 2026

SMALL ANIMAL NURSE STREAM | ROOM D. MARIA HALL

09.00-09.45 Pain management in Canine dental cases **Hollie Rose Heidi Richards**

09.50-10.35 Local nerve blocks for nurses **Brook Niemiec**

10.35-10.55 "Ice, Ice... Maybe? Not on My Dental Table!" **Staycey Parker**

10.55-11.40 **COFFEE BREAK**

11.40-12.10 Tooth Done? Now What? The Art of a Smooth Recovery **Staycey Parker**

12.15-13.00 **Keynote lecture | Archive Hall**

From Bench to Clinic and Beyond: Animal Models as the Cornerstone for Translational Advances in Endodontics and Veterinary Dentistry

Paulo Jorge Palma DMD; MSc PhD Professor of Endodontics (Assistant) at University of Coimbra

13.00-13.15 **Presentation | Archive Hall**

34th European Veterinary Dental Forum presentation Edinburg

13.15-14.30 **LUNCH**

14.30-15.00 Veterinary Dental Equipment, Instruments and Care **Kimi Kan-Rohrer**

15.05-15.50 Beyond What the Eye Can See: Lighting, Magnification, and Seating for Veterinary Dentistry **Benita Altier**

15.50-16.25 **COFFEE BREAK**

16.25-17.10 Assisting Root canal treatment **Line Vadstein Bleken**

17.15-18.00 Shiny Isn't Sharp-Instrument Sharpening for Veterinary Dentistry **Benita Altier**

Programme Saturday 9 May 2026

SMALL ANIMAL NURSE STREAM | ROOM D. MARIA HALL

- 09.00-09.45 Contextualised Care in Veterinary Dentistry: The Role of Veterinary Nurses in Optimising Patient Care **Claire Harrison**
- 09.45-10.30 Clinical Nutrition in the Post Trauma or Post Operative CMF Patient: Tube Feeding **Stephanie Waite**
- 10.30-10.55 COHATs in Veterinary Practice: Getting Them Right Every Time **Claire Harrison**
-
- 10.55-11.40 **COFFEE BREAK**
-
- 11.40-12.10 Dental radiographs **Line Vadstein Bleken**
- 12.15-13.00 Detecting Malocclusions in Dogs and Cats **Denise Rollings**
-
- 13.10-14.30 **LUNCH**
-
- 14.30-15.00 Pediatric Veterinary Dentistry – They Are Not Just ‘Baby’ Teeth **Benita Altier**
- 15.05-15.50 Dead Patients Don’t Need Dentals: Mastering CPR in Veterinary Dentistry **Staycey Parker**
-
- 15.50-16.25 **COFFEE BREAK**
-
- 16.25-17.10 Busting Dental Myths: Fact vs. Fiction in Animal Oral Health **Denise Rollings**
- 17.15-18.00 Repetitive Musculoskeletal Disorders and Ergonomics in Dentistry and Oral Surgery **Kimi Kan-Rohrer**

The Small Animal Nurse Stream is kindly sponsored by MARS Petcare



Friday 8 May 2026

BREAKFAST SESSION | ROOM D. LUIS HALL

07.45-08.45 **CBCT in small animal dentistry and oral surgery**

Sharing experiences about the Planmed CBCT scanner.

Tutors | Cedric Tutt and Jerzy Gawor

Limited places are available! Still want to register?

Please come to the registration desk.

Planmed

Saturday 9 May 2026

INTERACTIVE SESSION | ROOM D. LUIS HALL

09.00-10.30 Interactive Session on Dental Radiography and Cone Beam CT Imaging
in Veterinary Dentistry **Ingrid Tundo**

Registration fee: € 112,50





EVDC Study days



As part of the EVDF, EVDC provides practical and theory training in the form of 'Study Days', The EVDC Study Days took place at the UPVet - ICBAS-UP Veterinary Hospital, Rua Jorge Viterbo Ferreira 132 in Porto on Thursday 7 May 2026.

SMALL ANIMAL PROGRAMME

Basic oncological surgery

Tutors: Kipp Wingo & Gwenn Schamberger

Mastering challenging oncologic surgeries - extensive composite maxillectomies (intra-oral extral approach) and total mandibulectomies

Tutors: Stephanie Goldschmidt & Boaz Arzi

Basic palatal surgery

Tutors: Alix Freeman

The use of locoregional flaps for the closure of palatal defects

Tutors: Mihai Guzu & Sergio Minei

Advanced periodontal surgery

Tutors: Loïc Legendre

Temporary crown extension to correct linguoverted mandibular canines in dogs

Tutors: Sigbjorn Storli & Emilia Jennings

Rabbit advanced dental surgery – practical training

Tutors: Vladimir Jekl

Techniques for complex extractions

Tutors: Lisa Mestrinho & Aurora Mateo Roman

Clinicopathological correlations in oral and maxillofacial veterinary medicine - histopathology and clinical case-based discussion and workshop

Tutors: Natasha Vapniarsky

Sponsors



EQUINE PROGRAMME

Advanced extraction aided by coronectomy and sectioning and ancillary techniques to perform oral extraction.

Tutors: Travis J Henry & Denis Verwilghen

Advanced CT Interpretation of the equine head: dental, sinonasal & traumatic disease

Tutors: Jonathon Dixon & Astrid Bienert-Zeit

Sponsors



NURSE PROGRAMME

Practical dental nursing skills in veterinary dentistry

Tutors: Ingrid Tundo & Line Vadstein

Sponsor **IM3** | THE GLOBAL NAME IN VETERINARY DENTISTRY

DRY LAB

The Dry Lab was organised by APMVEAC and EVDF at the UPVet - ICBAS-UP Veterinary Hospital, Rua Jorge Viterbo Ferreira 132 in Porto on Thursday 7 May 2026

Planning of surgical cases: from the computer to the printer *Tutor: Lisa Mestrinho.*





SAVE THE DATE

EDINBURGH 3-5 MAY 2027

Edinburgh, often regarded as the “Athens of the North,” is Scotland’s majestic capital, perched atop ancient volcanic crags and crowned by a historic fortress. With a population around 550,000, the city weaves together medieval and Georgian architecture, world-renowned festivals, and a dynamic cultural scene that captivates visitors year-round.

History

Founded in the 7th century, Edinburgh evolved from a small hilltop settlement into a prominent medieval stronghold. Its iconic castle has stood guard since the 11th century, overseeing centuries of Scottish history. The city expanded dramatically in the 18th century, with the construction of the elegant Georgian New Town, a masterpiece of urban planning. Today, the Old and New Town together form a UNESCO World Heritage Site—testament to Edinburgh’s rich architectural legacy.

Edinburgh offers a wealth of attractions that bring the city’s history and culture vividly to life. Edinburgh Castle dominates the skyline from its perch on Castle Rock, safeguarding treasures such as the Crown Jewels and the Stone of Destiny. Just below, the Royal Mile and Old Town invite visitors to wander through narrow alleys and historic closes, discovering landmarks like St Giles’ Cathedral along the way. At the other end of the Royal Mile, Holyrood Palace, the official royal residence in Scotland, stands side by side with the striking modern architecture of the Scottish Parliament. For those seeking a natural escape, a hike up Arthur’s Seat, an extinct volcano, rewards with sweeping views across the city and its surroundings. Finally, the National Museum of Scotland offers an engaging experience with hands-on exhibits spanning natural history, science, and the nation’s cultural heritage.

How to reach Edinburgh

Edinburgh Airport

Edinburgh Airport is Scotland's main international airport, serving the city and the surrounding Lothian region. It is located about 9 kilometers (5.6 miles) west of the city center, making it a convenient gateway for travelers visiting Edinburgh and beyond. The airport is modern and well-equipped, handling millions of passengers every year.

Getting to and from the Airport

Tram | The Edinburgh Tram network offers a direct link from the airport to the city center. Trams depart every 7 minutes between 7:00 AM and 7:00 PM, and every 10 minutes during early morning and late evening hours. The journey takes approximately 35 minutes.

Airlink 100 Express Bus | The Airlink 100 Express Bus provides a fast and frequent service between the airport and the city center. Buses depart every 10 minutes during the day and every 15–20 minutes at night. The journey takes approximately 30 minutes. Tickets can be purchased on board or via the Bus & Tram app. The service operates 24/7.


Taxi | Taxis are readily available at the airport. The journey to the city center takes approximately 20–30 minutes, depending on traffic. Fares range from £25 to £35, with potential surcharges for night services. Taxis can be hailed at the designated taxi ranks outside the terminal.

Car Hire | Several car hire companies operate at the airport, offering a range of vehicles to suit different needs. The journey to the city center takes approximately 20-25 minutes. Parking in the city center can be limited and expensive, so it's advisable to plan accordingly.

Congress Venue

The Edinburgh International Conference Centre (EICC)

Nestled in the vibrant heart of Scotland's picturesque capital city. As a purpose-built facility, the EICC boasts unparalleled amenities and cutting-edge technology, setting the stage for an exceptional event experience, ensuring the success of the conference, combining expertise with a passion for delivering top-notch service. A standout feature is the innovative revolving auditorium: the Pentland Auditorium seamlessly transforms from a 600-seat format to accommodate 1,200 guests, while the Lennox Suite - designed with a tension-wire grid and moveable floor - offers adaptable capacity for up to 2,000 attendees. Boasting state-of-the-art technology, inspirational architecture, and unbeatable central-city convenience, the EICC is a truly modern environment that sparks collaboration, creativity, and connection - making it the perfect setting for an influential congress. The EICC has consistently demonstrated excellence across areas such as sustainability, venue versatility, event innovation, inclusivity, and service quality - earning both national and international recognition.



Hotels

Edinburgh provides an excellent stay for delegates attending congresses at the Edinburgh International Conference Centre (EICC). Many nearby hotels offering modern meeting facilities, high-speed Wi-Fi, and comfortable workspaces to ensure a productive visit. Conveniently located within walking distance of the conference centre, these hotels make it easy for delegates to balance busy schedules with moments of relaxation. After a day of meetings, guests can unwind by exploring the city's historic streets, enjoying local dining, or taking in iconic sights like Edinburgh Castle, all just minutes away.

Scientific programme

We've been working hard over the last 12 months to ensure that Porto is the most successful Forum, educationally and scientifically yet. We're confident that there is new knowledge for everyone, from refreshment of core knowledge all the way to the bleeding edge of what is available for care of the most complex challenges in oral medicine and surgery.

The themes for Edinburgh 2027 are:

Companion Animal

- The Pulp-Dentine Complex
- Oral medicine and Systemic Disease
- Genetics and Oral Disease
- Developing Technology
- Neurology for the Oral Surgeon
- Salivary Gland Disease
- Non-Clinical Skills (such as education, ergonomics, management of mental health, client communication)
- Elevating Decision Making and Critical Thinking
- Ethics in Veterinary Dentistry

Equine

- Sedation, Analgesia & Nerve Blocks in Equine Dentistry
- Endodontics and restorative Dentistry
- Biology-Driven Dentistry
- Nutrition and Dentistry
- Orthodontics

Clinical research and case series/ reports will continue to form a focal point of the lectures, but with encouragement of clear and concise transmission of information being done in a shorter abstract style presentation. There will be a number of small group workshops with blended theoretical and hands on

learning, within the body of the conference. In addition to a full day of companion animal nurse lectures, there will also be a full day of lectures for equine nurses.

As you might expect, even before Porto has started, we are considering future Forums and particularly Edinburgh 2027. We have seen incredible growth of the Forum in recent years, and we want this trend to continue. We must maintain those things that have made the event so successful, and we're not just talking about the dancing at the gala dinner whilst continuing to strengthen the educational value to you, our Delegates.

What's New for 2027?

The main streams, Core, Advanced and Equine will be divided into half day sessions with the majority of lectures presented in each session being linked to a specific theme. The Scientific Committee has identified world leaders from our discipline, veterinary and human medicine and beyond who will be invited to present a focal lecture in each session.

We want you, the incredible members of the EVDF, EVDC, AVDC and wider veterinary community, planning on attending Edinburgh EVDF to show your support, reflecting on the new plans outlined above and get involved. It doesn't matter if you've presented once or a hundred times, you will have knowledge that will contribute to driving standards, skills and improvement in patient care.

Call of abstracts will open shortly after the Forum on 9th of May 2026 with a submission period closing 30th of September 2026.

EVDF Scientific Committee



**34TH EUROPEAN
VETERINARY
DENTAL FORUM
3-5 JUNE 2027
EDINBURGH, SCOTLAND
International Conference Centre
SAVE THE DATE**



www.evdf.org